

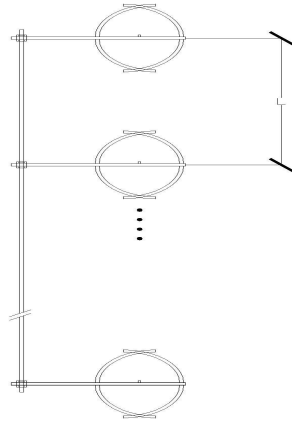
Circular polarization FM Radio  
Transmitting Antenna

**FYY-ACF-2**

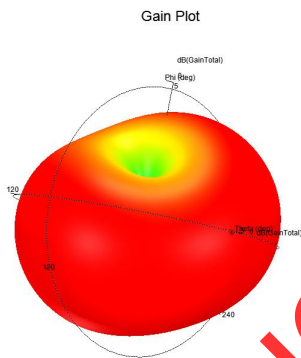
**Product Manual**

Beijing Duoyang Gigames

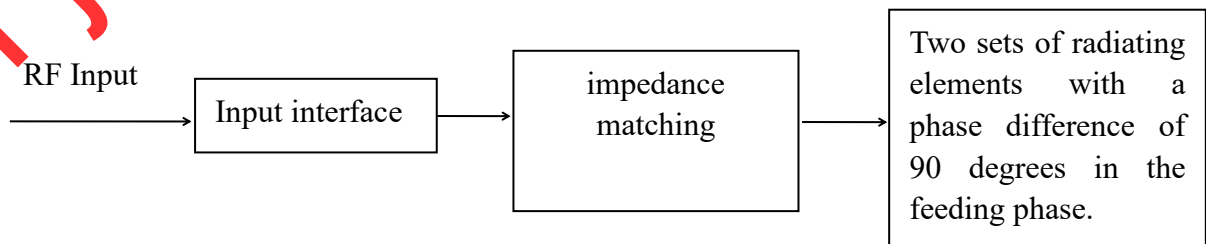
## 1. Product Characteristic



- Fully sealed structure
- Low loss and high gain
- Can form an array according to power and coverage requirements
- Convenient and fast on-site installation



## 2. Product principle diagram



### 3. Technical Parameters

Specification	
Model	FYY-ACF-2
Frequency	87-108MHz
Bandwidth	5MHz
Impedance	50 Ω
Weight	20Kg
Dimension	1520*1040*1040mm
Power	2.5Kw
VSWR	<1.15
Polarization	circular polarized
Gain	0dBd

Layer	dBd	Kg	Height (m)	Wing loader (Kg)
2	3	40	5.2	74
4	6	80	8.1	148
6	7.3	120	11.8	222
8	9	160	15.5	296
12	10.3	240	23.4	444

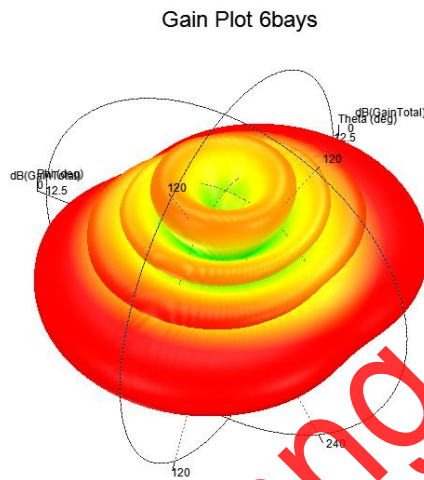
### 4. 4-Layer Antenna Technical Parameters

Specification	
Model	FYY-ACF-2-4
Frequency	87.5-108MHz
Bandwidth	5MHz
Impedance	50 Ω
Weight	80Kg
Height	7800mm
Max Power	10Kw
VSWR	<1.15
Polarization	circular polarized
Gain	5.5dBd

### 5. 6-Layer Antenna Technical Parameters

Specification	
Model	FYY-ACF-2-6
Frequency	87-108MHz

Bandwidth	5MHz
Impedance	50 $\Omega$
Weight	120Kg
Height	11800mm
Max Power	20Kw
VSWR	<1.15
Polarization	circular polarized
Gain	7.3dBd



## 6. 8-Layer Antenna Technical Parameters

Technical Description of 8 Layer Antenna	
Model	FYY-ACF-2-8
Frequency	87.5-108MHz
Bandwidth	5MHz
Impedance	50 $\Omega$
Weight	160Kg
Height	15500mm
Max Power	25Kw
VSWR	<1.15
Polarization	Circular polarized
Gain	9dBd

## 7. 12-Layer Antenna Technical Parameters

Specification	
Model	FYY-ACF-2-12
Frequency	87-108MHz

---

Bandwidth	5MHz
Impedance	50 $\Omega$
Weight	240Kg
Height	23400mm
Max Power	30Kw
VSWR	<1.15
Polarization	circular polarized
Gain	10.3dBd

## 8. Installation Diagram

